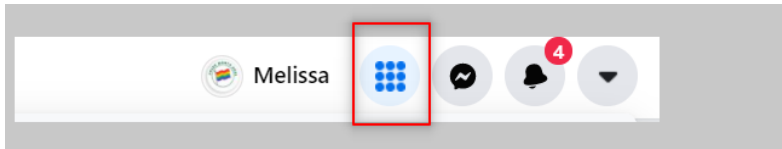


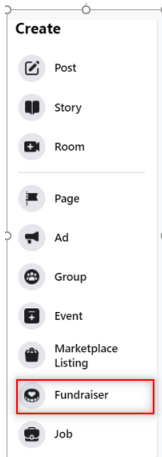


How to Create a Facebook Fundraiser to Support Roxy Therapy Dogs

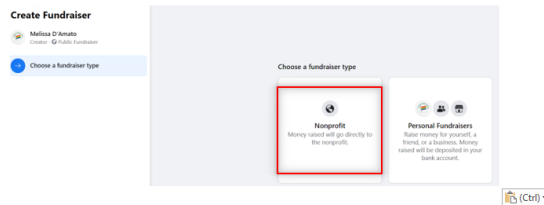
1. From your Facebook account, at the top right, click on the waffle icon.



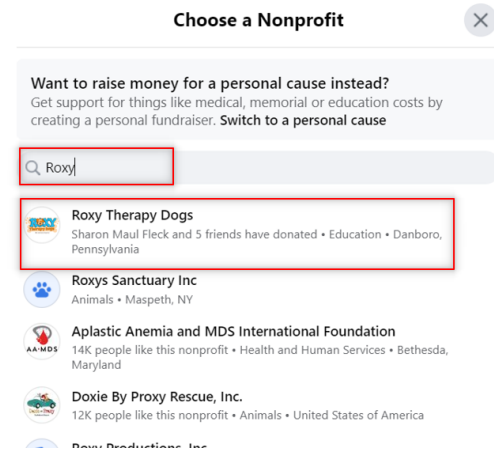
2. From the Menu, select Fundraiser.



3. Select Nonprofit.



4. Enter Roxy in the search area and select Roxy Therapy Dogs.



5. On the left, enter the following:

- Your monetary goal.
- An end date for the fundraiser.
- Enter the title of the fundraiser (Birthday, In Memory Of etc.)
- Optional: add a description in the 'Why are you raising money section'.

6. Click on Create.